

# PSF Torches

## Gas-cooled Industrial Series



The next generation of PSF has been completely redesigned with front-end wear parts that remain fully compatible with the time-proven heritage PSF wear parts. The modern look and feel, as well as improved performance, make this the right tool for even the most demanding industrial applications.

- 4 sizes of gas-cooled models.
- PSF 260 with rotatable neck
- Threaded gas nozzles secure a firm fit and better heat dispersion
- Very durable wear part system with robust tip adapter and long tips for toughest applications
- CuCrZr contact tips for long life
- Optional remote control module on selected variants

Visit [esab.com](http://esab.com) for more information.

### Industry

- Ship and Offshore Yards
- Repair and Maintenance
- Steel Industry
- Industrial and General Fabrication
- Automotive



*With an ergonomic and well-balanced handle with soft grip areas (excluded on PSF 260), the new PSF torch models ensure best comfort for the welder.*



*The RS3 module provides the option to select between 3 programs. RS3 is compatible with any ESAB machines with MA23-, MA24-, MA25-, U6- or U8<sub>2</sub> control panels.*

When choosing a top-performing welding machine you need top-performing ESAB Filler Metals.  
Learn more at [esab.com/fillermetals](http://esab.com/fillermetals) today.

<b>Specifications</b>				
<b>Description</b>	<b>PSF 260</b>	<b>PSF 315</b>	<b>PSF 415</b>	<b>PSF 515</b>
Cooling	Gas			
Welding Output Mixed Gas	225 A at 60%	285 A at 60%	325 A at 60%	400 A at 60%
Welding Output CO <sub>2</sub>	250 A at 60%	315 A at 60%	380 A at 60%	450 A at 60%
Wire Diameter	0.6 – 1.0 mm	0.8 – 1.2 mm	0.8 – 1.6 mm	1.0 – 1.6 mm
Certification Mark (Standards)	CE (IEC 60974-7)			
Operating Temperature	-10 to +40 °C			
Cable Length	3 m, 4 m, 5 m			

<b>Ordering Information</b>			
<b>Description</b>	<b>3 m</b>	<b>4 m</b>	<b>5 m</b>
PSF 260, with Euro Connection	0700025020	0700025021	0700025022
PSF 315, with Euro Connection	0700025030	0700025031	0700025032
PSF 315 RS3, with Euro Connection		0700025033	
PSF 415, with Euro Connection	0700025040	0700025041	0700025042
PSF 415 RS3, with Euro Connection		0700025043	
PSF 515, with Euro Connection	0700025050	0700025051	0700025052

<b>Wear Parts – Liners</b>					
<b>Description</b>	<b>Part Number</b>	<b>PSF 260</b>	<b>PSF 315</b>	<b>PSF 415</b>	<b>PSF 515</b>
<b>Steel liner</b>					
0.8 – 1.0, Blue, 3 m	0700200085	x	x	x	x
0.8 – 1.0, Blue, 4 m	0700200086	x	x	x	x
0.8 – 1.0, Blue, 5 m	0700025800	x	x	x	x
1.0 – 1.2, Red, 3 m	0700200087		x	x	x
1.0 – 1.2, Red, 4 m	0700200088		x	x	x
1.0 – 1.2, Red, 5 m	0700025801		x	x	x
1.2 – 1.6, Yellow, 3 m	0700025802			x	x
1.2 – 1.6, Yellow, 4 m	0700025803			x	x
1.2 – 1.6, Yellow, 5 m	0700025804			x	x
<b>PTFE liner (for Aluminium)</b>					
1.0 – 1.2, Red, 3 m	0700200091	x	x	x	x
1.0 – 1.2, Red, 4 m	0700200092	x	x	x	x
1.0 – 1.2, Red, 5 m	0700025812	x	x	x	x
1.2 – 1.6, Yellow, 3 m	0700025813			x	x
1.2 – 1.6, Yellow, 4 m	0700025814			x	x
1.2 – 1.6, Yellow, 5 m	0700025815			x	x
<b>PA/Bronze-Liner (for aluminium and stainless steel)</b>					
0.8 – 1.0, Anthracite 3 m	0700025816		x	x	x
0.8 – 1.0, Anthracite 4 m	0700025817		x	x	x
0.8 – 1.0, Anthracite 5 m	0700025818		x	x	x
1.2 – 1.6, Anthracite 3 m	0700025819			x	x
1.2 – 1.6, Anthracite 4 m	0700025820			x	x
1.2 – 1.6, Anthracite 5 m	0700025821			x	x

*For complete list of wear and spare parts please see separate manual or spare parts list.*

## Wear Parts

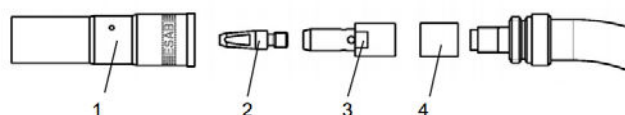
No.	Description	PSF 260	PSF 315	PSF 415	PSF 515
1	Gas Nozzle Standard	0458464881 (Ø 14 mm)	0458464882 (Ø 16 mm)	0458464883 (Ø 17 mm)	0458464884 (Ø 18 mm)
1	Gas Nozzle Conical	0458465881 (Ø 12 mm)	0458465882 (Ø 14 mm)	0458465883 (Ø 15 mm - M6)	0458465884 (Ø 15 mm)
1	Gas Nozzle Straight	0458470881 (Ø 16 mm)	0458470882 (Ø 19 mm)	0458470883 (Ø 21 mm)	0458470884 (Ø 21 mm)
3	Tip Adapter M6	0366314001	0366394001	0366394001	-
3	Tip Adapter M8	-	0460819001	0460819001	0366395001
4	Insulation Bushing	0366397001	0366397002	0366397002	0366397003

## Wear Parts – Contact tips

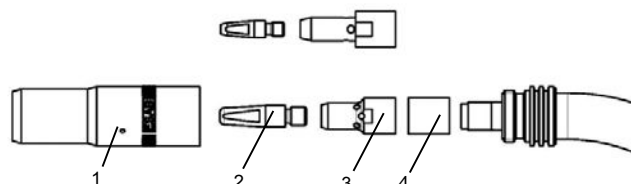
No.	Gas / Wire Ø		PSF 260* / PSF 315		PSF 415		PSF 515
	CO <sub>2</sub>	Mix/Ar	M6	M8	M6	M8	M8
2	0.6		0468500001		0468500001		
2		0.6	0468500002		0468500002		
2	0.8		0468500003	0468502003	0468500003	0468502003	0468502003
2	0.9	0.8	0468500004	0468502004	0468500004	0468502004	0468502004
2	1.0	0.9	0468500005	0468502005	0468500005	0468502005	0468502005
2	1.2		0468500006	0468502006	0468500006	0468502006	0468502006
2	1.2	1.0	0468500007	0468502007	0468500007	0468502007	0468502007
2	1.4	1.2	0468500008	0468502008	0468500008	0468502008	0468502008
2	1.6				0468500009	0468502009	0468502009
2		1.6			0468500010	0468502010	0468502010

\*PSF 260 only for M6 and wire 0.6-1.0

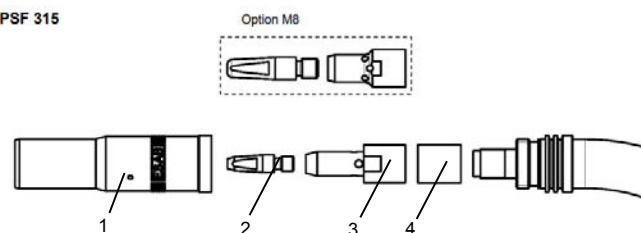
PSF 260



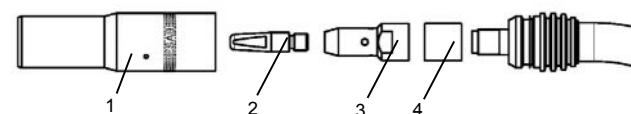
PSF 415



PSF 315



PSF 515



For complete list of wear and spare parts please see separate manual or spare parts list.

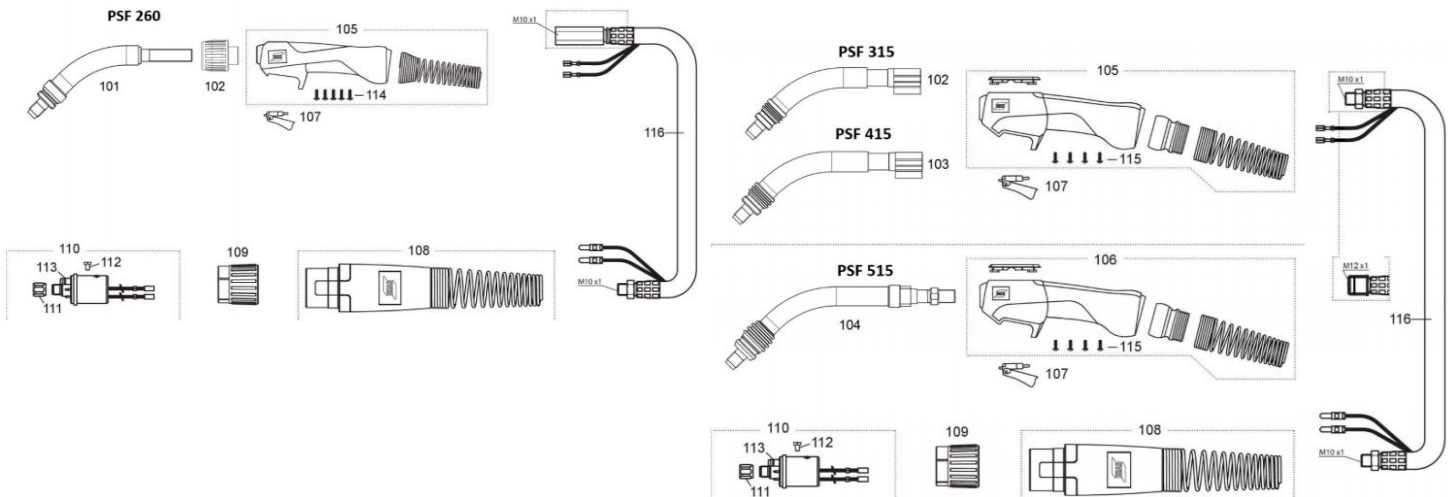
## Spare Parts

No.	Description	Part Number	PSF 260	PSF 315	PSF 415	PSF 515
101	Torch Neck PSF 260	0700025000	X			
102	Plastic counter nut PSF 260	0700025908	X			
102	Torch Neck PSF 315	0700025001		X		
103	Torch Neck PSF 415	0700025002			X	
104	Torch Neck PSF 515	0700025003				X
105	Handle Complete PSF 260	0700025900	X			
105	Handle Complete PSF 315/415	0700025905		X	X	
106	Handle Complete PSF 515/520	0700025906				X
107	Trigger, yellow, 2-poles	0700025903	X	X	X	X
108	Cable Support std cpl., G	0700025907		X	X	X
108	Cable Support cpl., G	0700025950	X			
109	Adaptor Nut	0700025951	X	X	X	X
110	Central Connector G	0700200101	X	X	X	X
111	Liner Locking Nut	0700200098	X	X	X	X
112	Cylinder Head Screw M4 x 6	0700025952	X	X	X	X
113	O-ring 4.0 x 1.0 mm (gas nipple)	0700025953	X	X	X	X
114	Screw for Expert Mini Handle	0700025904	X			
115	Screw for Expert Plus handle	0700025904		X	X	X
-	RS3 Module complete	0700025850			(X)	(X)

## Spare Parts - Cables

No.	Description	3 m	4 m	5 m
116	Coaxial Cable PSF 260	0700025954	0700025955	0700025956
116	Coaxial Cable PSF 315	0700025964	0700025965	0700025966
-	Coaxial Cable PSF 415	0700025957	0700025958	0700025959
-	Coaxial Cable PSF 515	0700025967	0700025968	0700025969

For complete list of wear and spare parts please see separate manual or spare parts list.



ESAB / esab.com

